


# Recorder Karate



White -	Hot Cross Buns	GAB
Yellow -	Gently Sleep	GAB
Orange -	Merrily We Roll Along	GAB
Green -	It's Raining	E GA
Purple -	Old MacDonald Had A Farm	DE GAB
Blue -	When The Saints Go Marching In	GABC'D'
Red -	Twinkle, Twinkle Little Star	DEF#GAB
Brown -	Amazing Grace	DE GAB D'
Black -	Ode To Joy	D GABC'D'

Name \_\_\_\_\_ Class \_\_\_\_\_

# 1 - White Belt

## Hot Cross Buns

Pitches: GAB

2 measures (8 beats) introduction  
on recording

Traditional

Hot cross buns! Hot cross buns!

One a pen - ny, two a pen - ny, hot cross buns!

New things to learn for the White Belt song:

half note = 2 beats

quarter note = 1 beat

time signature =  
4 beats in each  
measure

half rest =  
2 beats of  
silence

new  
notes:

G

A

B

4  
4  
4

counting:

1	2	3	4

# 2 - Yellow Belt

## Gently Sleep

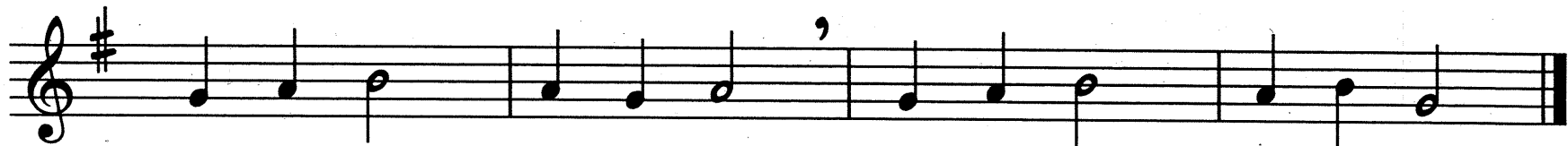
Pitches: GAB

2 measures (8 beats) introduction  
on recording

Traditional  
lyrics by Barb Philipak



Gent - ly sleep, my sweet child. Gent - ly sleep, with that smile.



Gent - ly sleep, lit - tle one. Gent - ly sleep, day is done.

**New thing to learn for the Yellow Belt song:**

**' breath mark** When you see this symbol, take a breath.  
Try only to take a breath every two measures.

# 3 - Orange Belt

## Merrily We Roll Along

Pitches: GAB

2 measures (8 beats) introduction  
on recording

Traditional

Mer - ri - ly we roll a - long, roll a - long, roll a - long.

Mer - ri - ly we roll a - long, o'er the deep blue sea.

# 4 - Green Belt It's Raining

Pitches: E GA

7 beats introduction  
on recording

Traditional



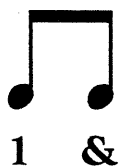
It's rain - ing, it's pour - ing, the old man is snor - ing.



Went to bed and he bumped his head and he could - n't get up in the morn - ing.

New things to learn for the Green Belt song:

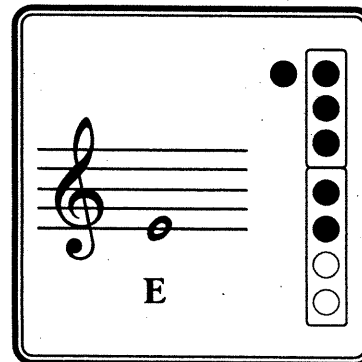
new rhythm:



two eighth notes =  
1 beat

(Each single eighth  
note gets 1/2 beat.)

new  
note:



4  
4

counting:

o							
♪				♪			
♪	♪	♪	♪	♪	♪	♪	♪
♪♪♪♪				or	♪	♪	♪
1	&	2	&	3	&	4	&

## 5 - Purple Belt

Pitches: DE GAB

# Old MacDonald Had A Farm

4 measures (16 beats) introduction  
on recording

Traditional

Old Mac - Don - ald had a farm. E - I - E - I - O. And

on that farm he had some chicks. E - I - E - I - O. With a

chick chick here. And a chick chick there. Here a chick, there a chick. Ev'-ry-where a chick chick.

Old Mac - Don - ald had a farm. E - I - E - I - O.

**New things to learn for the Purple Belt song:**



**quarter rest** = 1 beat of silence



**dotted half note** = 3 beats  
(A dot after a note gets half the value of that note and makes it that much longer.)

**new  
note:**

D

## 6 - Blue Belt

Pitches: GABC'D'

# When The Saints Go Marching In


5 beats introduction  
on recording

Traditional

Oh, when the saints go march - ing in, oh, when the saints go march - ing in. Oh, I want to be in that num - ber, when the saints go march - ing in.

### New things to learn for the Blue Belt song:

A **tie** is a curved line which connects notes of the same pitch. Only the first note is played and then it is held for the total value of the connected notes.



1 2 3 - 1 2



1 2 3 4 - 1

new rhythm: whole note = 4 beats

new  
notes:

C'

D'


## 7 - Red Belt

Pitches: DEF<sup>#</sup>GAB

# Twinkle, Twinkle Little Star

2 measures (8 beats) introduction  
on recording

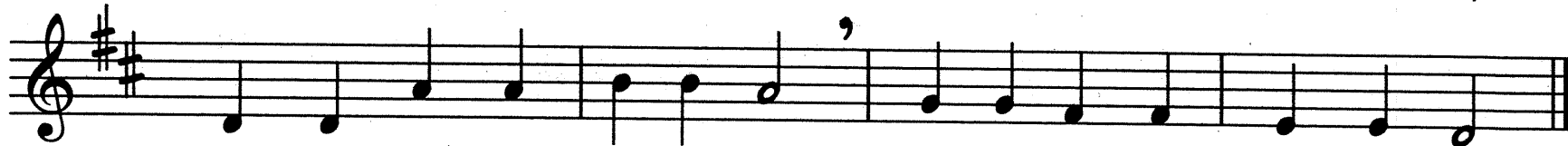
Traditional



Twin - kle, twin - kle lit - tle star, how I won - der what you are.




Up a - bove the world so high, like a dia - mond in the sky!



Twin - kle, twin - kle lit - tle star, how I won - der what you are.

### New things to learn for the Red Belt song:

#### key signature



These sharps (#), when placed at the beginning of a line, are for all C's and F's in the song. This is called a **key signature**. However, since there are no C's in this song, you only have to remember to play every F in this song as F#.

new  
note:





# 8 - Brown Belt

## Amazing Grace

Pitches: DE GAB D'

5 beats introduction  
on recording

Traditional

A - maz - ing — grace, how sweet the sound, that  
saved a — wretch like me. — I once — was — lost, but  
now — am — found, was blind, but — now I see. —

New things to learn for the Brown Belt song:

### new rhythms:

**single eighth note** = 1/2 beat  
Until now, you have seen two eighth notes joined together with a beam ().  
Together, two eighth notes = 1 beat.

**dotted quarter note** = 1 1/2 beats  
Again, the dot adds half the value of that note  
and makes it longer.

$$1 + 1/2 = 1 \frac{1}{2} \text{ beats}$$

A **fermata** placed above a note means that the note is held a little longer  
than its usual count.

**time signature** The top number tells us that there are only three beats in each  
measure.

3  
4

1	2	3

counting:

# 9 - Black Belt

## Ode To Joy

Pitches: D GABC'D'

2 measures (8 beats) introduction  
on recording

Ludwig van Beethoven

